

# **power****flame** CANDLE

*regular candles can't compare*



**EMD – Complete Innovation  
... Innovation Completed**

[www.emdtech.com](http://www.emdtech.com)  
(630) 338-7492



*... is a unique, simple, scalable, patented HOLLOW-CORE REUSABLE BURNER TECHNOLOGY designed to create a larger and more stable flame of varying scales across multiple product lines ... using a safer, cleaner, more effective fuel*



## candle problems solved


*Candle lovers have been reluctantly accommodating several frustrations common to all scented candles ...*

- **"I have to wait soooooooo long for a scented candle to start working"** ... a traditional candle takes almost 3 hours to develop its melt pool ... even electric wax tart warmers take over 35 minutes.
- **"I almost need to be right on top of the candle to smell the fragrance"** ... the melt pool temperature of a typical candle is barely above the melt point of the wax – greatly limiting the driving force that can create improved fragrance throw
- **"I get tired of the same fragrance ... used for so long."** A typical scented candle burns and uses the same fragrance for 15-60 hours ... even multi-scent and layered candles take several hours before a fragrance change (and the candle lover has no control over the sets of fragrances)

*The Power Flame technology eliminates each of these frustrations, enables new benefits, and resets scented candle performance & usage expectations.*

# powerflame

a high performance candle  
(with usability benefits)





## performance



## usability

remarkably fast fragrance  
delivery

more complete fragrance  
delivery

larger, stable, soot-free flame

no waste “all wax” refill

select a burn time

mix, match, and switch  
fragrances

no mess and a reusable  
permanent wick


safer to use

*The Power Flame candle is a blend of  
unmatched candle performance  
with never-before-seen candle usability*



# powerflame candle

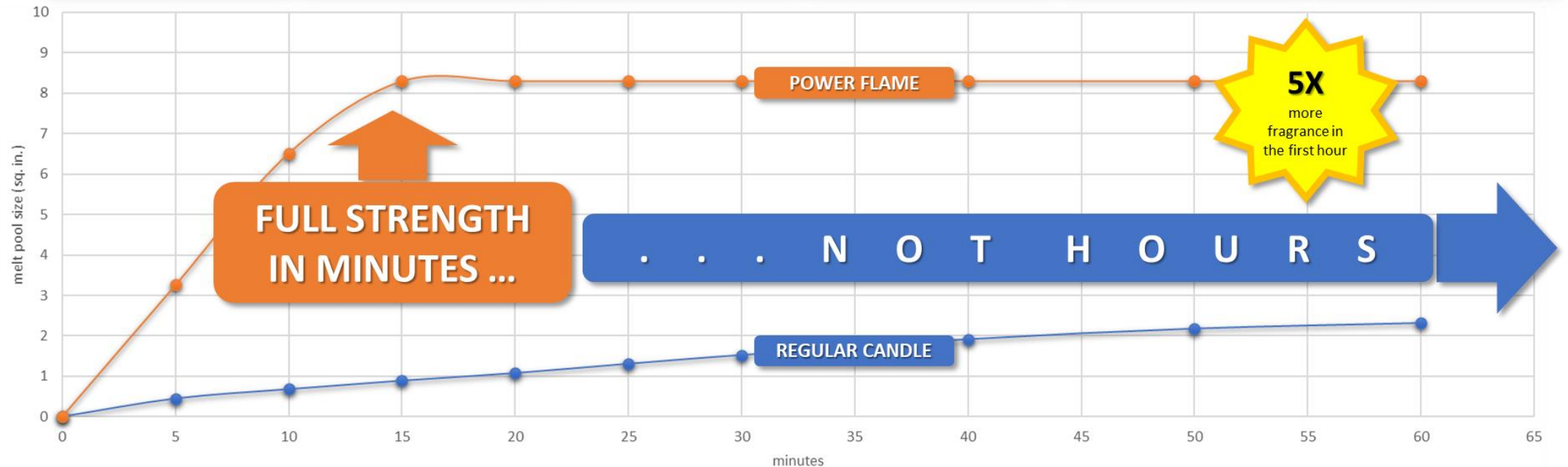
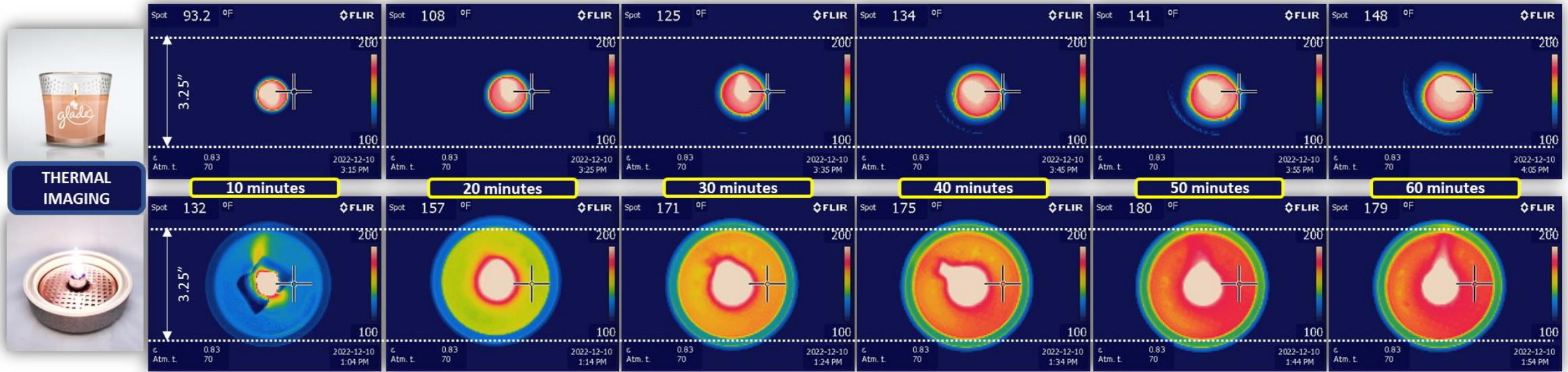
performance - demo



*The heart of the Power Flame fragrancing speed comes from superior thermodynamics, beginning with a wide based flame from a hollow core wick ... developing the*  
**full melt pool in 12 MINUTES ... regular candles take over 2 HOURS**

# powerflame candle

## performance – thermal imaging & melt pool data





# powerflame candle

performance



start



3 min.



6 min.



9 min.



12 min.

A full 3.25-inch diameter melt pool develops in 12 minutes and pumps out fragrance unlike any other device or candle

**FULL POWER**

one refill self-extinguishes ...




... at ~60 min.



# powerflame candle

usability



# **powerflame** candle usability

*mix, match, experiment with, or try new  
fragrances*



*Create new blends by varying the **TYPE** of refill*

# **power**flame candle

usability

*no mess left behind ...  
ready to re-use*

**Stays clean; Simple to reload**



*The flexibility with the Power Flame system provides a usability that caters to the situational desires of the candle lover ... and removes the risk of trying new fragrances ...*



# powerflame candle

flexibility



The elegance of the Power Flame technology and basic design guidelines makes integration into limitless aesthetic designs easy ... and scales to outdoor use



# **powerflame** candle

intellectual property portfolio  
(as of February 2023)



US 9,709,263



US 9,879,854



US 9,885,475



US 9,890,950



US 10,451,272



US 11,408,608

EP 3,036,479

German Pat. No. 602014082344

*The Power Flame system (burner & refill) is currently protected by several issued patents ...  
with additional patents pending and further advances being investigated (see  
[www.emdtech.com/power-flame-candle](http://www.emdtech.com/power-flame-candle))*

# **power** **flame** CANDLE

*regular candles can't compare*



**EMD – Complete Innovation  
... Innovation Completed**

[www.emdtech.com](http://www.emdtech.com)

(630) 338-7492

[dmasterson@emdtech.com](mailto:dmasterson@emdtech.com)

# powerflame candle

